











Online Safety: Too Much Information?

Aim: Use technology safely, respectfully and responsibly; recognise acceptable/unacceptable behaviour; identify a range of ways to report concerns about content and contact in the context of creating their own sample online game account, highlighting information which is acceptable to include. To create a safe online profile.	Success Criteria: I can identify the information that I shouldn't share online. I know why it is dangerous to share certain information. I understand why some websites ask for registration information.	Resources: Lesson Pack Highlighters
	Key/New Words: Online, e-Safety, profiles, social media, account, register, private, public.	Preparation: Awesome Accounts Activity Sheet - per child

Prior Learning: Children will have accessed online safety units in previous years, including looking at privacy settings in the Year 3 Online Safety unit.

Learning Sequence

	What Can You Tell Me? Ask children to discuss the kinds of information they can share online. Ask what kinds of websites or apps they have had to register/make an account for. <i>Can children explain why account information is needed?</i>	
	What Is Safe? Show children the profiles. Ask them to identify safe and unsafe information to have on a public profile. Discuss why it might be dangerous for children to reveal their personal details (including their real name), contact details and where they go to school (including photos of them in their school uniform). <i>Can children explain why certain pieces of information are dangerous to show strangers?</i>	
	Awesome Accounts: Children complete the form on the Awesome Accounts Activity Sheet with the information that would be needed to register for and create a profile.	
	Profile Highlights: In groups, children discuss the information they have put on their forms and use highlighters to highlight and label the parts of the registration information that should stay private. <i>Can children identify the information that they shouldn't share online?</i>	
	Keep It Private: Show children how they can keep private information from being viewed.	

Taskit
Listit: Children make a checklist of the items they should keep private online and use that list to check their own online accounts.



Computing

Online Safety

An illustration showing a close-up of a person's hands typing on a dark grey computer keyboard. The hands are rendered in a light skin tone with simple black outlines and shading. The text "Too Much Information?" is written in a bold, white, sans-serif font with a black drop shadow, centered over the keyboard. At the bottom center of the keyboard area, there is a solid white rectangular box.

Too Much Information?

Aim

- To create a safe online profile.

Success Criteria

- I can identify the information that I shouldn't share online.
- I know why it is dangerous to share certain information.
- I understand why some websites ask for registration information.

What Can You Tell Me?

What can you share online?

What **should** you share online?

Have you ever registered for websites or apps? Which ones?

What information did you need to input?



What Is Safe?



Look at these two online profiles.
Can you spot any information that
could be dangerous to share?



Awesome Accounts



Now, use the **Awesome Accounts Activity Sheet** to fill in registration information for an online gaming profile.

Remember the types of information we have talked about already.

Awesome Accounts

Online Event Registration

Last Name: First Name:

Date of Birth: Email Address: Choose a password:

House Number: Postcode: Name of Parent/Guardian:

Debit/Credit Card Details

Name on Card: Card Number:

About Me:

Upload a Photo:

Profile Highlights



Now, get together in groups and use highlighters to show the parts of your profile that should stay private.

Label each part you've highlighted with a short label about **why** it shouldn't be part of a public profile.

Awesome Accounts

Online Event Registration

Last Name: First Name:

Date of Birth: / / Email Address: Choose a password:

House Number: Postcode: Name of Parent/Guardian:

Debit/Credit Card Details

Name on Card: Card Number:

About Me:

Upload a Photo:

Keep It Private

There are easy ways to stay safe online and keep your private information to yourself.

- ✓ If you create a social media profile, use a pseudonym and do not include any identifying information. If you do, you could be tracked on what people can see.
- ✓ If you see a profile that is posting private information, tell your parents or a trusted adult who could help you report it.




Aim



- To create a safe online profile.

Success Criteria

- I can identify the information that I shouldn't share online.
- I know why it is dangerous to share certain information.
- I understand why some websites ask for registration information.



Aim: To create a safe online profile.				Date:					
				Delivered By:			Support:		
Success Criteria	Me	Friend	Teacher	T	PPA	S	I	AL	GP
I can identify the information that I shouldn't share online.				Notes/Evidence					
I know why it is dangerous to share certain information.									
I understand why some websites ask for registration information.									
Next Steps									
) _____									
) _____									

T	Teacher	I	Independent
PPA	Planning, Preparation and Assessment	AL	Adult Lead
S	Supply	GP	Guided Practice


Aim: To create a safe online profile.				Date:					
				Delivered By:			Support:		
Success Criteria	Me	Friend	Teacher	T	PPA	S	I	AL	GP
I can identify the information that I shouldn't share online.				Notes/Evidence					
I know why it is dangerous to share certain information.									
I understand why some websites ask for registration information.									
Next Steps									
) _____									
) _____									

T	Teacher	I	Independent
PPA	Planning, Preparation and Assessment	AL	Adult Lead
S	Supply	GP	Guided Practice

Awesome Accounts

https:// x

← → C https:// ☆ ⋮



Online event registration

Last name

First name

Date of birth

Email address

Choose a password

House number

Postcode

Name of parent/guardian

Debit/Credit card details

Name on card

Card number

About me

Upload a photo:

Awesome Accounts



Online event registration

Last name

First name

Date of birth

Email address

Choose a password

House number

Postcode

Name of parent/guardian

Debit/Credit card details

Name on card

Card number

About me

Upload a photo:

add files

upload

Submit

Online Safety | Too Much Information?

To create a safe online profile.		
I can identify the information that I shouldn't share online.		
I know why it is dangerous to share certain information.		
I understand why some websites ask for registration information.		

Online Safety | Too Much Information?

To create a safe online profile.		
I can identify the information that I shouldn't share online.		
I know why it is dangerous to share certain information.		
I understand why some websites ask for registration information.		

Online Safety | Too Much Information?

To create a safe online profile.		
I can identify the information that I shouldn't share online.		
I know why it is dangerous to share certain information.		
I understand why some websites ask for registration information.		

Online Safety | Too Much Information?

To create a safe online profile.		
I can identify the information that I shouldn't share online.		
I know why it is dangerous to share certain information.		
I understand why some websites ask for registration information.		

Online Safety | Too Much Information?

To create a safe online profile.		
I can identify the information that I shouldn't share online.		
I know why it is dangerous to share certain information.		
I understand why some websites ask for registration information.		

Online Safety | Too Much Information?

To create a safe online profile.		
I can identify the information that I shouldn't share online.		
I know why it is dangerous to share certain information.		
I understand why some websites ask for registration information.		

Online Safety | Too Much Information?

To create a safe online profile.		
I can identify the information that I shouldn't share online.		
I know why it is dangerous to share certain information.		
I understand why some websites ask for registration information.		

Online Safety | Too Much Information?

To create a safe online profile.		
I can identify the information that I shouldn't share online.		
I know why it is dangerous to share certain information.		
I understand why some websites ask for registration information.		